

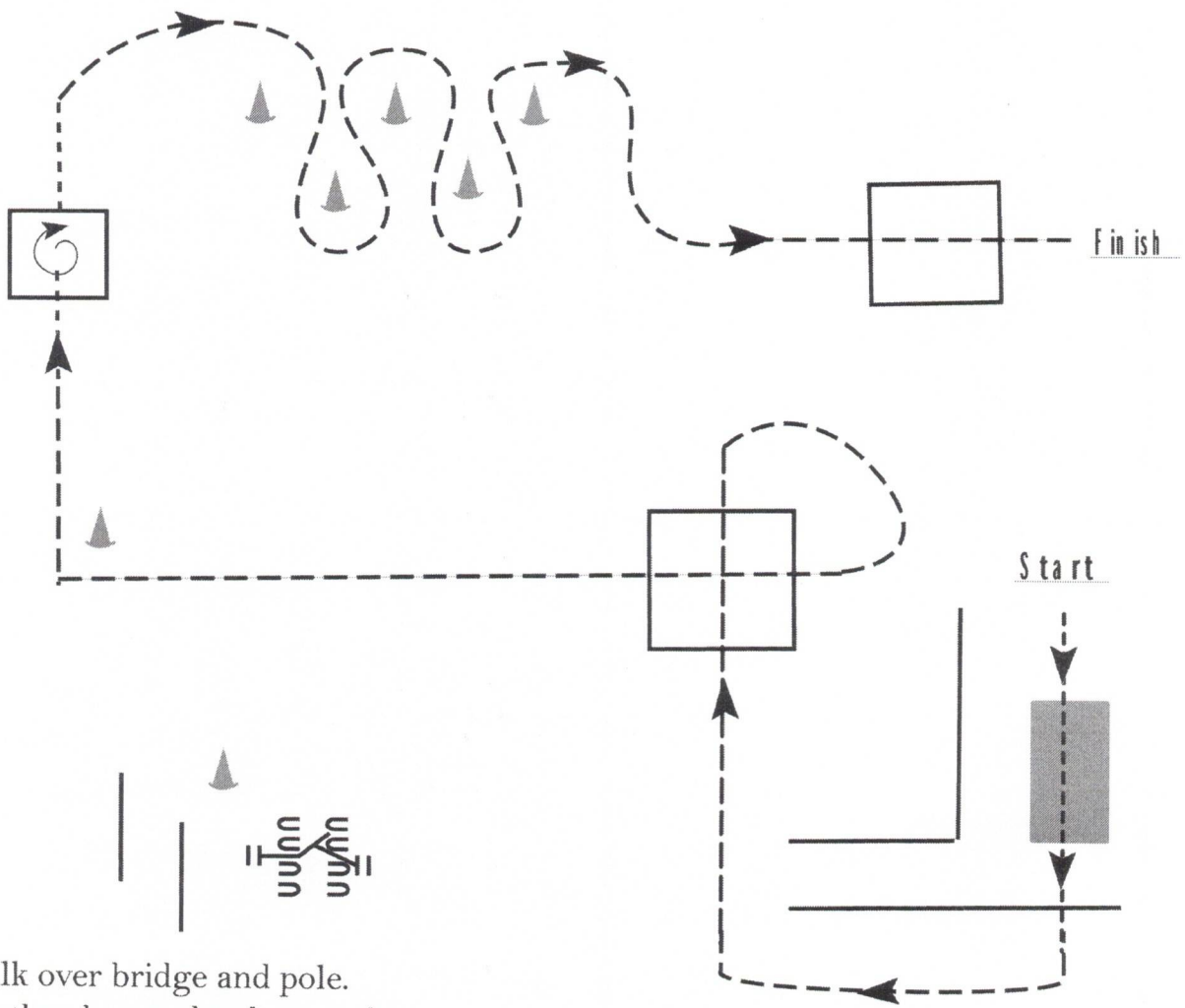
IQHA SPRING SHOW 2026

Class no; 3 AQHA L1 AMATEUR WT Trail

Show Date: 04-18-2026

www.HorseShowPatterns.com

www.HorseShowPatterns.com



1. Walk over bridge and pole.
2. Jog thru box and to box as shown.
3. Walk into box and perform a full turn right. Walk out of box.
4. Jog thru cones.
5. Jog thru box to finish.

Walk	-----
Jog	- - - - -
Lope	—————
Back	←←←←←
Marker	▲
Sidepass	←-----→

[TWT-39]

Pattern Provided by:
PIERRE OUELLET

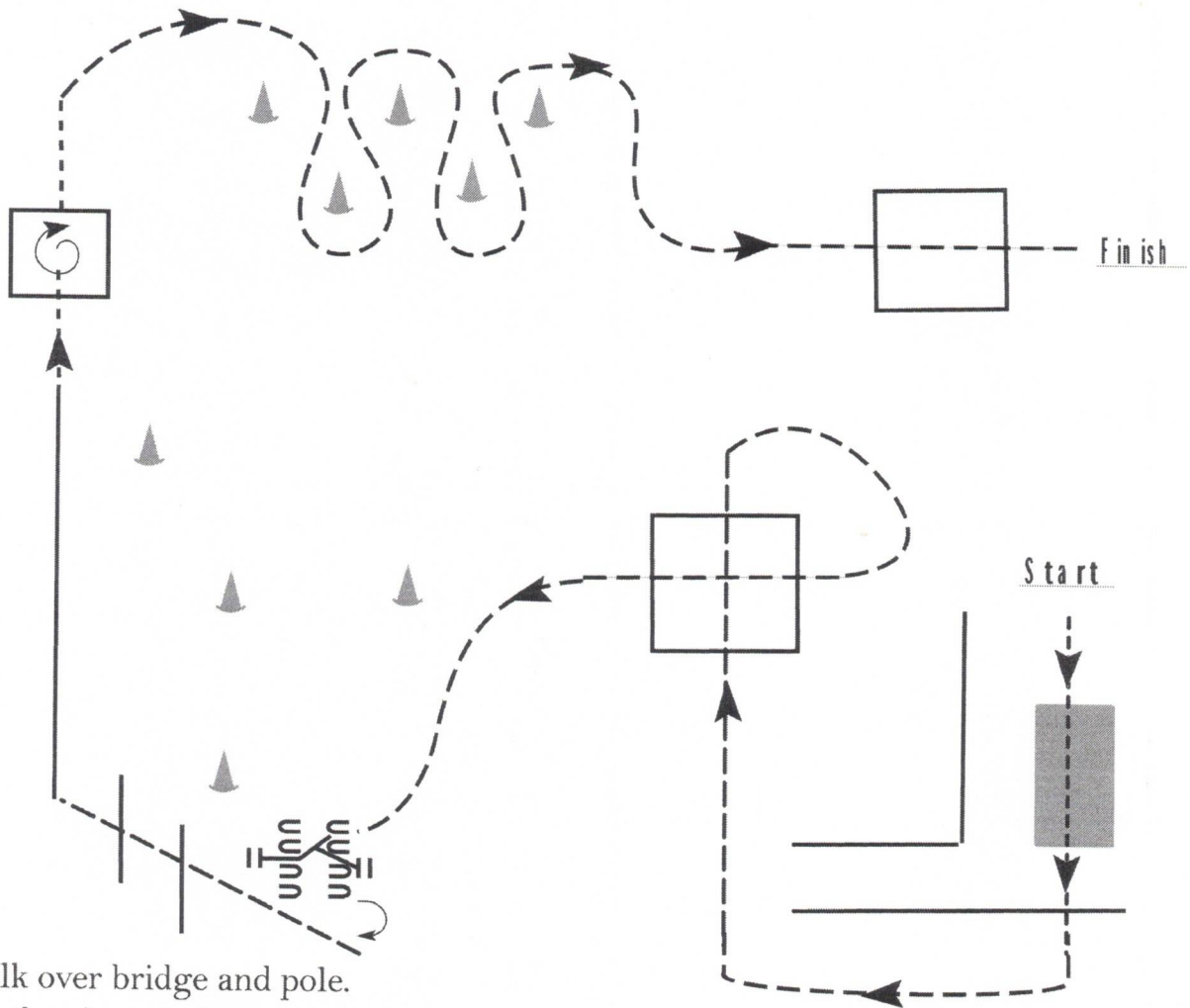
IQHA SPRING SHOW 2026

Class no; 7 , 9 WRI L1 GREEN Open , WRI Novice Amateur Trail

Show Date: 04-18-2026

www.HorseShowPatterns.com

www.HorseShowPatterns.com



1. Walk over bridge and pole.
2. Jog thru box as shown and to gate.
3. Work the push gate and perform a 1/4 turn right. Jog over two poles.
4. Lope on the right lead to box..
5. Walk into box and perform a full turn right. Walk out of box.
6. Jog thru cones.
7. Jog thru box to finish.

Walk
Jog	-----
Lope	—————
Back	←←←←← ~~~~~
Marker	▲
Sidepass	←-----→

[T/1-39]

Pattern Provided by:
PIERRE OUELLET

IQHA SPRING SHOW 2026

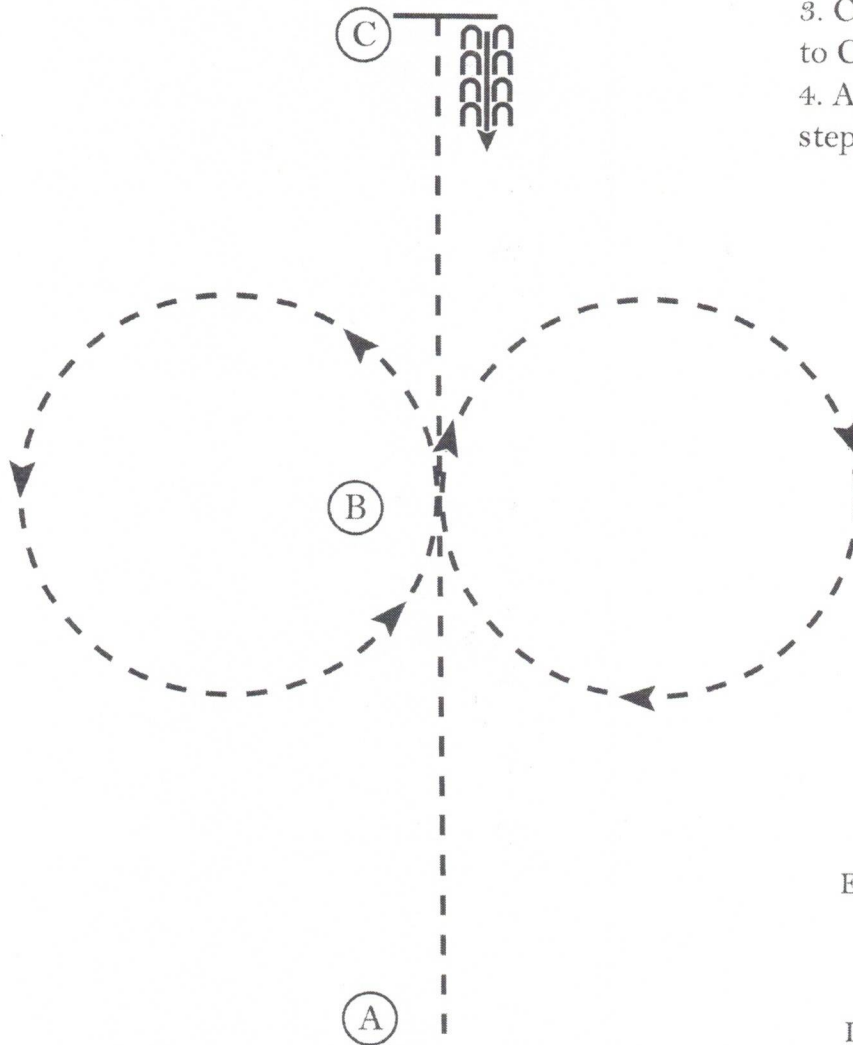
Class no; 75 SMAL FRY HORSEMANSHIP (9 & UNDER)

Show Date: 04-18-2026

www.HorseShowPatterns.com

www.HorseShowPatterns.com

1. Jog A to B
2. At B perform a figure eight, beginning to the right
3. Continue the jog from B to C
4. At C stop and back 4 steps



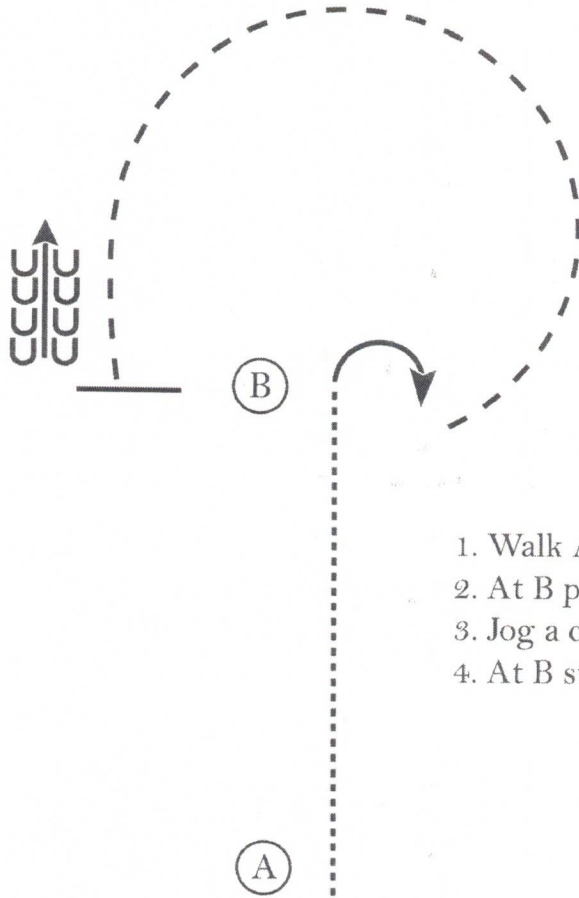
- Walk|
- Jog - - - - -|
- Extended Jog - - - - -|
- Lope ————|
- Leg Yield |||||
- Lead Change /
- Back ← C C C C
- Marker (B)
- Sidepass ← - - - - -|

[WH/WT-5]

Pattern Provided by:
PIERRE OUELLET

IQHA SPRING SHOW 2026

Class no; 76,78,79 - Aqha-Wri L1 youth walk trot, L1 Amt walk trot,
and 77 Show Date: 04-18-2026 Horsemanship



1. Walk A to B
2. At B perform a 90 degree turn to the right
3. Jog a circle around B
4. At B stop and back 4 steps

Walk
Jog	-----
Extended Jog	-----
Lope	—————
Leg Yield	
Lead Change	↘
Back	← ↘ ↘ ↘
Marker	(B)
Sidepass	←-----←

[WH/WT-7]

Pattern Provided by:
PIERRE OUELLET

www.HorseShowPatterns.com

www.HorseShowPatterns.com

IQHA SPRING SHOW 2026

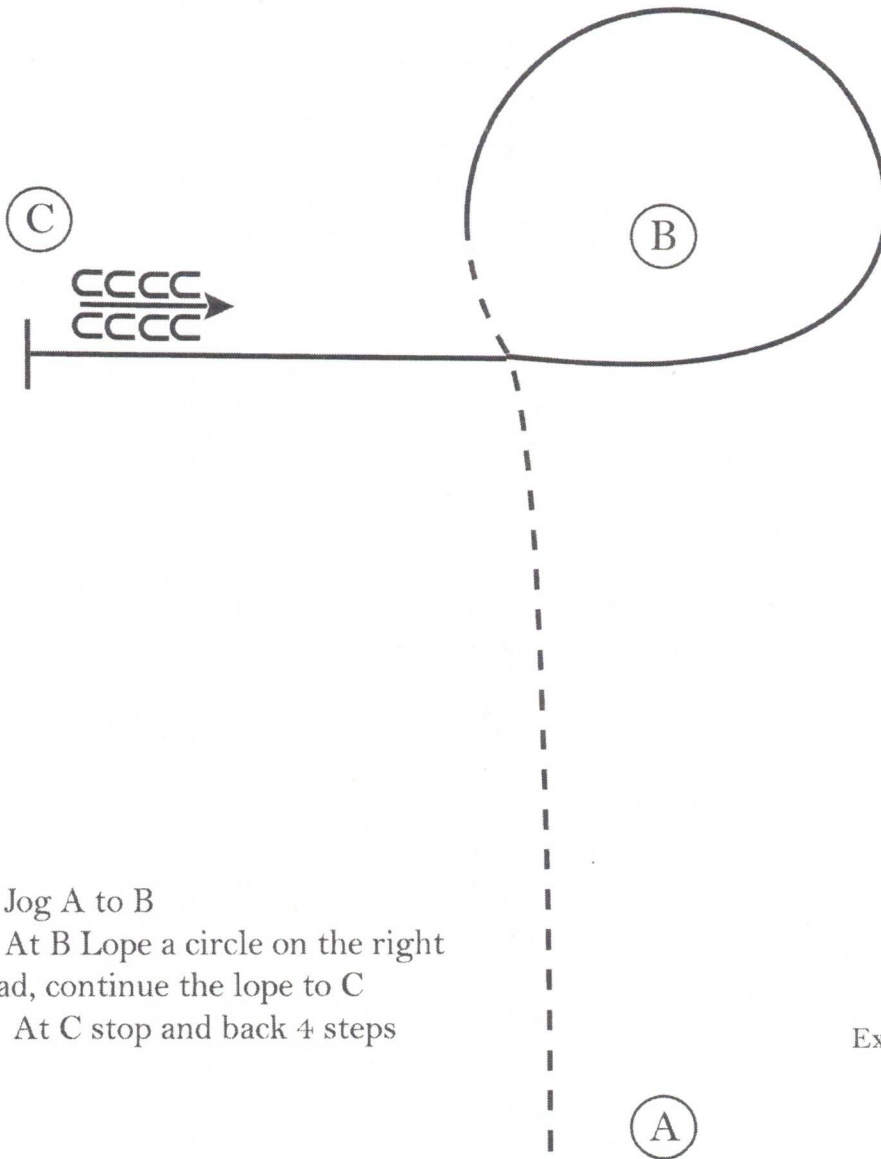
Class no;81,87 -WRI L1 OPEN, Novice Amateur

Show Date: 04-18-2026

Horsemanship

www.HorseShowPatterns.com

www.HorseShowPatterns.com



1. Jog A to B
2. At B Lope a circle on the right lead, continue the lope to C
4. At C stop and back 4 steps

Walk
Jog	-----
Extended Jog	-----
Lope	————
Leg Yield	
Lead Change	↙↘
Back	← C C C C
Marker	(B)
Sidepass	← - - - ←

[WH/1-7]

Pattern Provided by:
PIERRE OUELLET

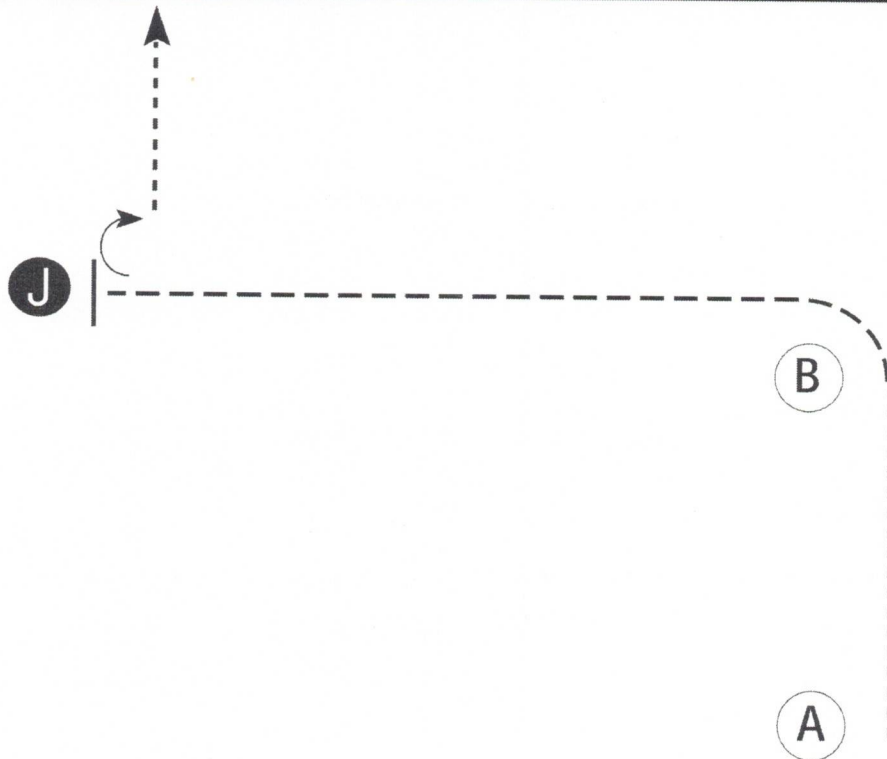
IQHA SPRING SHOW 2026

Class no; **SMALL FRY (9 AND UNDER)**

164

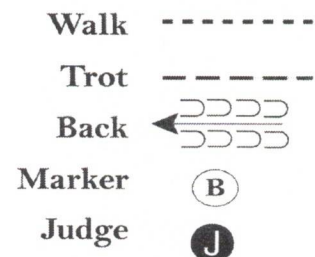
Show Date: 04-18-2026

Showmanship



Be ready at A.

1. Walk from A to B.
2. At B, trot to judge.
3. Stop and set up for inspection.
4. When dismissed, turn 90 degrees and walk away from judge.
5. Follow the instructions of your ring steward.



[S/WT-11]

Pattern Provided by:
PIERRE OUELLET

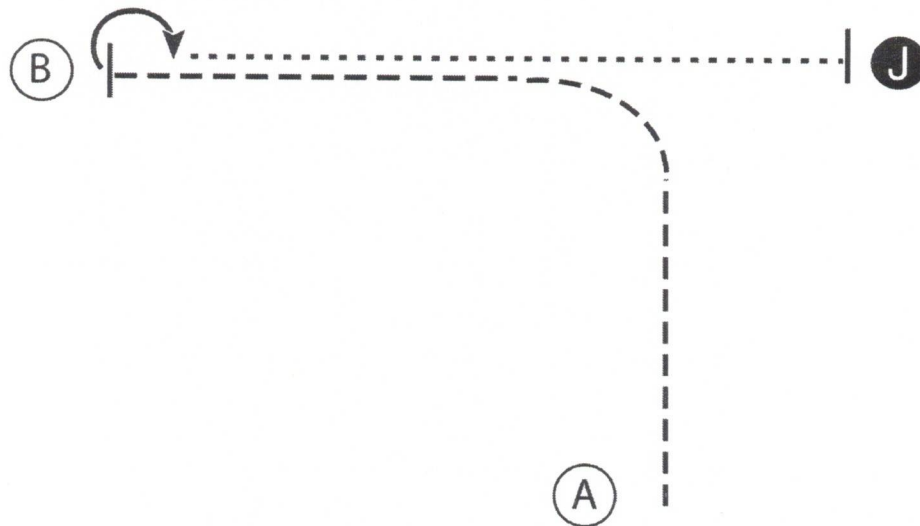
www.HorseShowPatterns.com

www.HorseShowPatterns.com

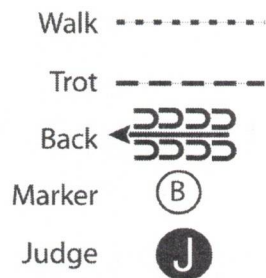
IQHA SPRING SHOW 2026

Class no; 166,168, L1 Green Open, AqhaL1 Youth

Show Date: 04-18-2026 Showmanship



1. Trot from A to B.
2. Stop and perform a 180 degree turn.
3. Walk to Judge and set up for inspection.
4. When dismissed follow instructions of ring steward.



[S/1-11]

Pattern Provided by:
PIERRE OUELLET

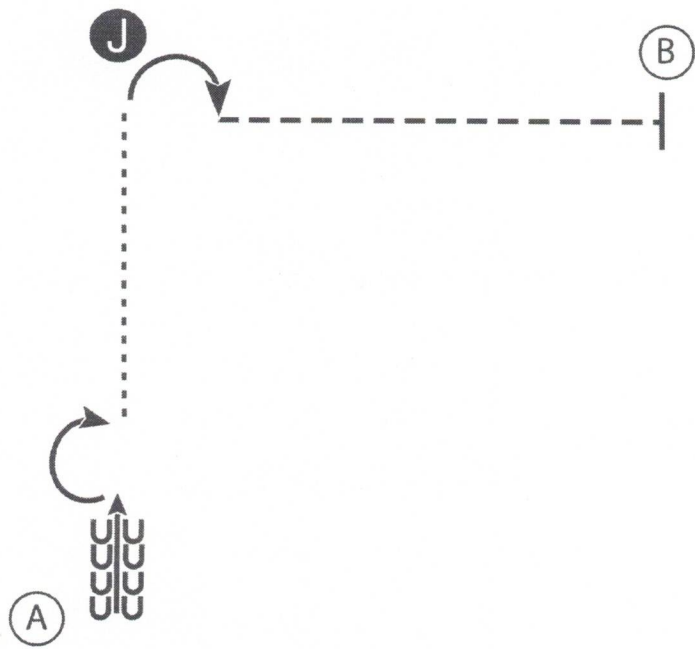
IQHA SPRING SHOW 2026

Class no; 172,179 Aqha N. Amt , WRI Youth


Show Date: 04-18-2026 Showmanship

www.HorseShowPatterns.com

www.HorseShowPatterns.com



1. Back 4 steps at A
2. Perform a 180 degree turn
3. Walk to the judge and set up for inspection
4. When dismissed perform a 90 degree turn and trot to B
5. Stop at B

Walk
Trot - - - - -
Back ← 
Marker (B)
Judge (J)

[S/1-2]

Pattern Provided by:
PIERRE OUELLET

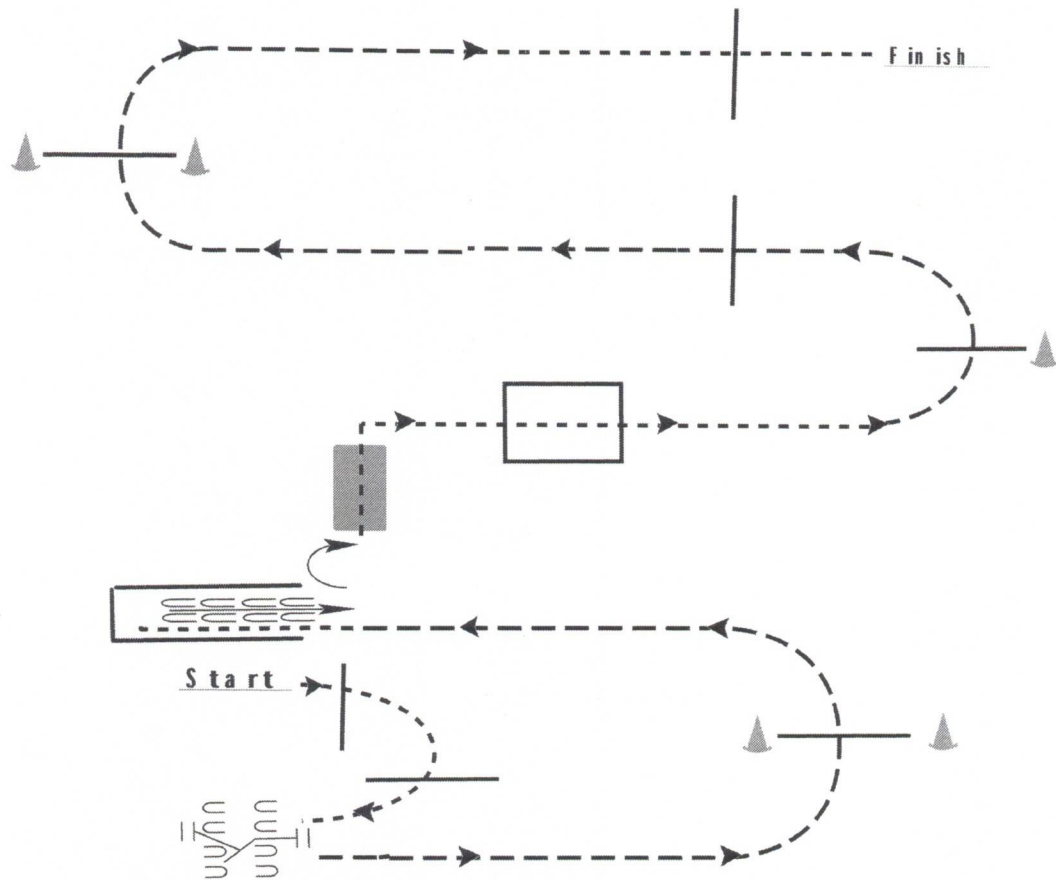
IQHA SPRING SHOW 2026

Class no; 183,184,260 In Hand TRAIL Amateur, Youth, N. Youth

Show Date: 04-18-2026

www.HorseShowPatterns.com

www.HorseShowPatterns.com



1. Walk over two poles to gate
2. Work gate with left hand
3. Trot over pole
4. Break to a walk and walk into chute
5. Back out of chute
6. Walk over bridge
7. Walk through box
8. Trot over poles
9. Break to the walk and walk over final elevated pole to finish

Walk	-----
Jog	- - - - -
Extended Jog	-----
Lope	_____
Leg Yield	
Lead Change	⚡
Back	←←←←←
Marker	Ⓚ
Sidepass	←-----←

[T/1-2]

Pattern Provided by:
PIERRE OUELLET

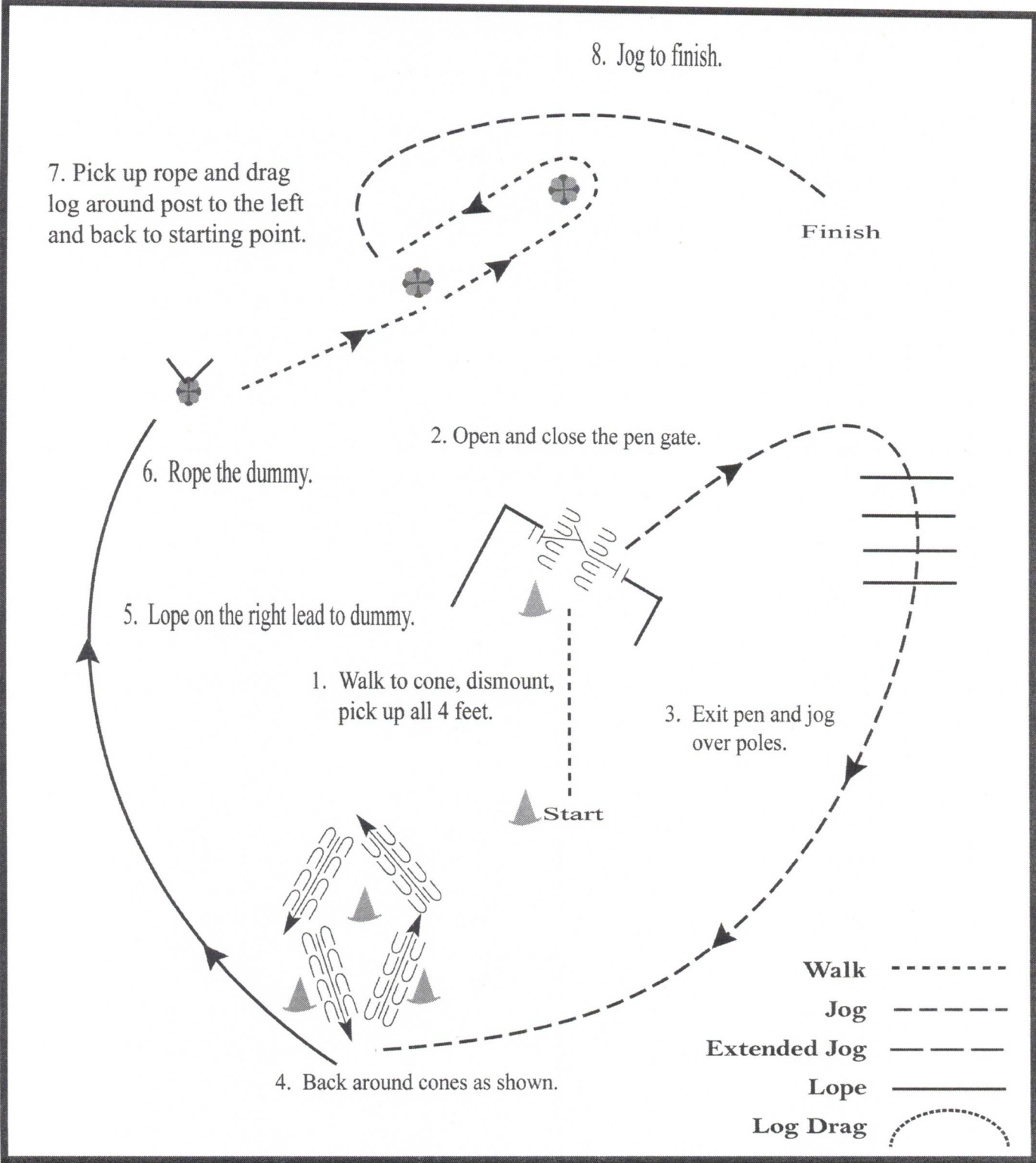
IQHA SPRING SHOW 2026

Class no; 185,186 WRI, N. Amt & Youth Walk Trot

Show Date: 04-18-2026 Ranch Trail

www.HorseShowPatterns.com

www.HorseShowPatterns.com



[RT/2]

Pattern Provided by:
PIERRE OUELLET

IQHA SPRING SHOW 2026

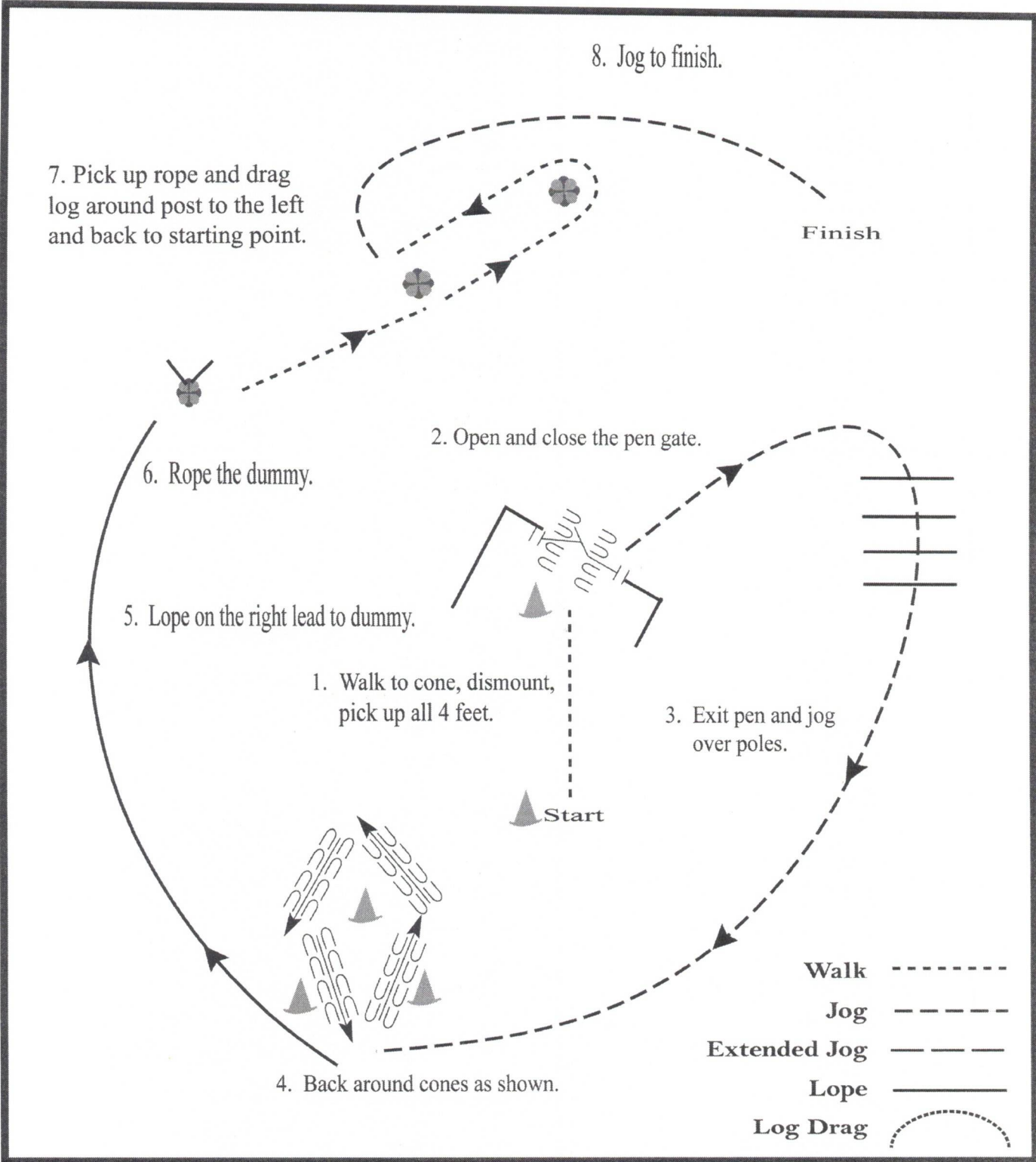
Class no; 189,190 AQHAL1 Amt , WRI N. Amt

Show Date: 04-18-2026

Ranch Trail

www.HorseShowPatterns.com

www.HorseShowPatterns.com



[RT/2]

Pattern Provided by:
PIERRE OUELLET

IQHA SPRING SHOW 2026

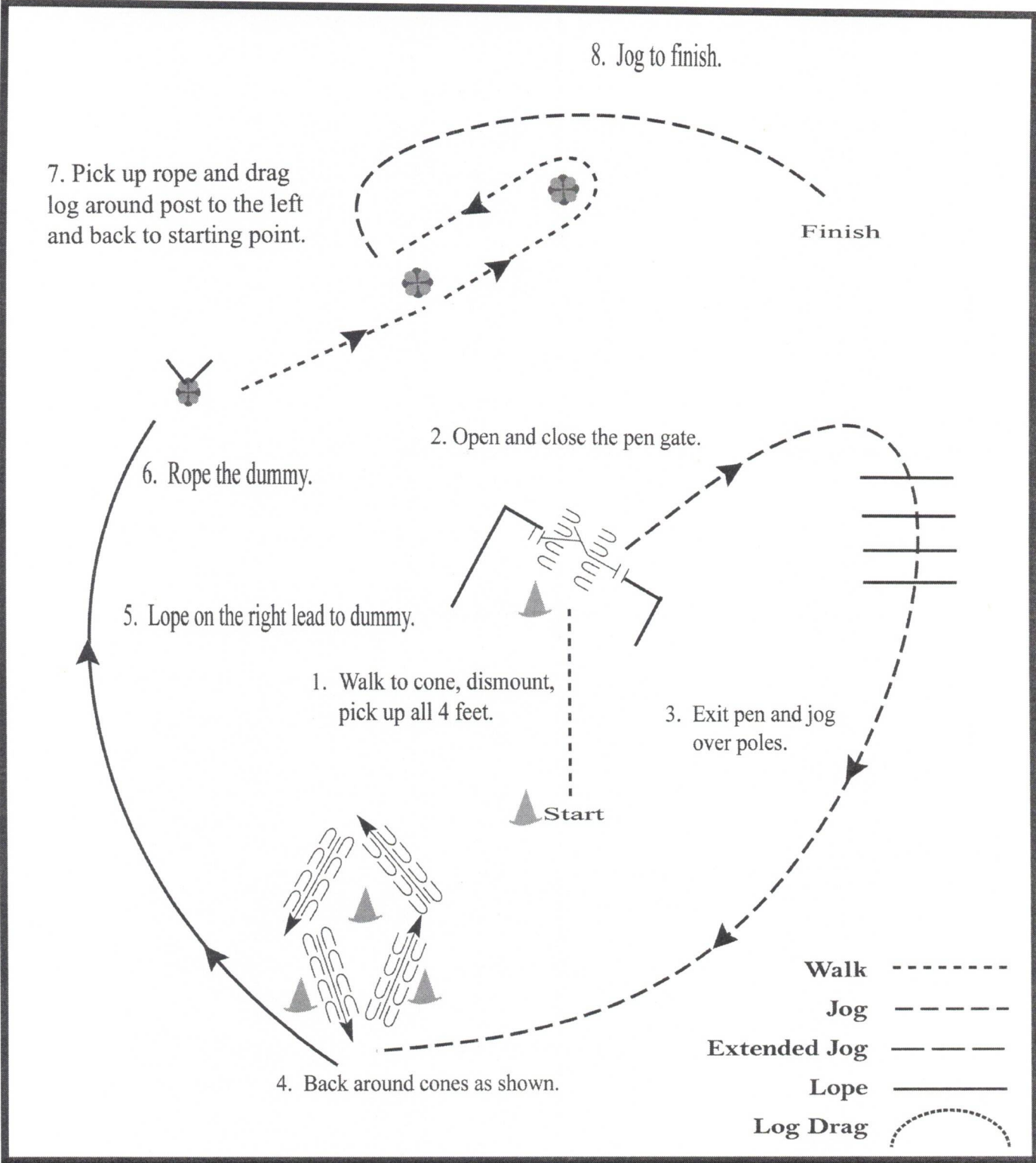
Class no; 193,194 WRI NOVICE YOUTH ALL

Show Date: 04-18-2026

Ranch Trail

www.HorseShowPatterns.com

www.HorseShowPatterns.com



[RT/2]

Pattern Provided by:
PIERRE OUELLET

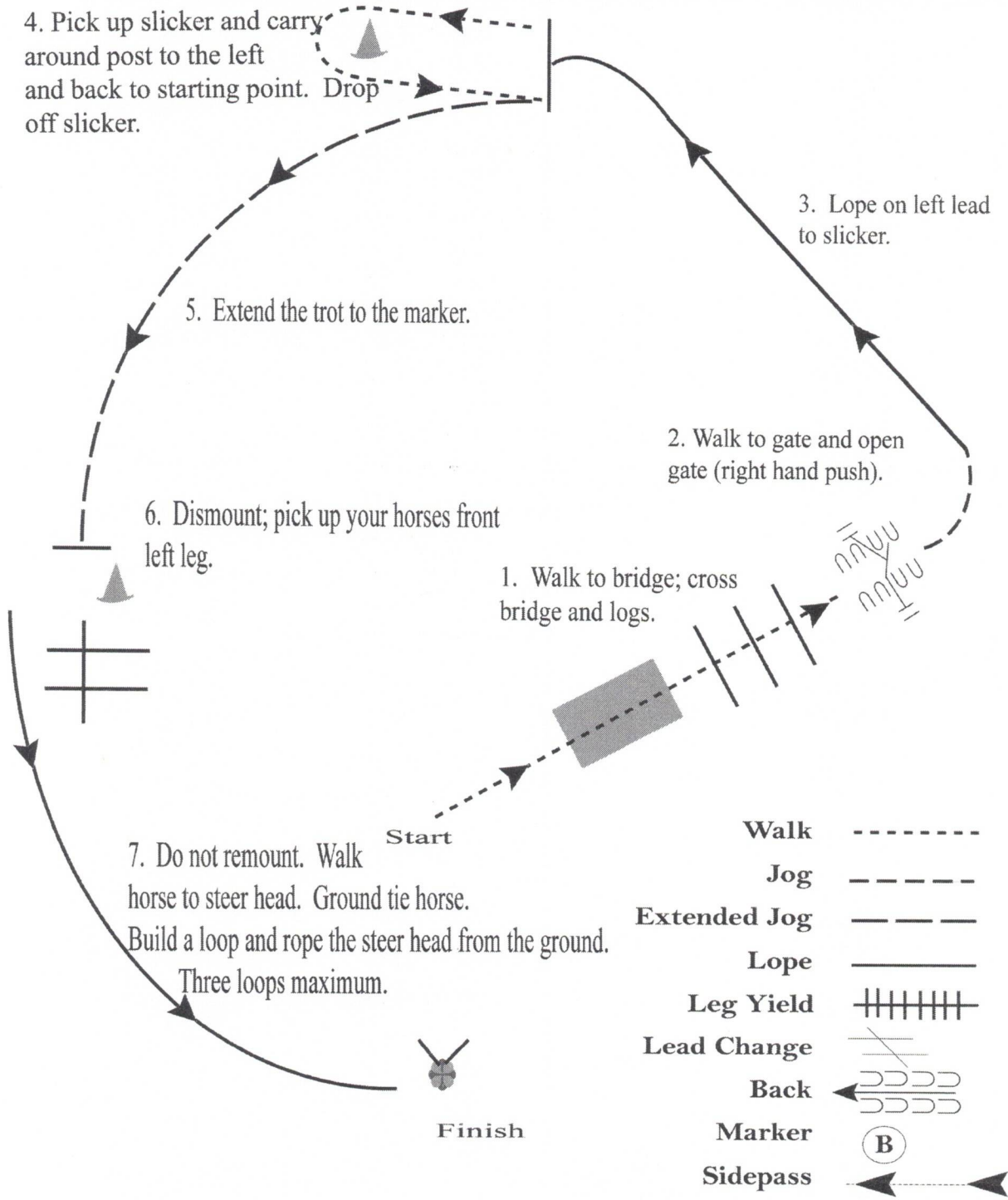
IQHA SPRING SHOW 2026

Class no; 199,202 WRI OPEN & YOUTH

Show Date: 04-18-2026 Ranch Trail

www.HorseShowPatterns.com

www.HorseShowPatterns.com



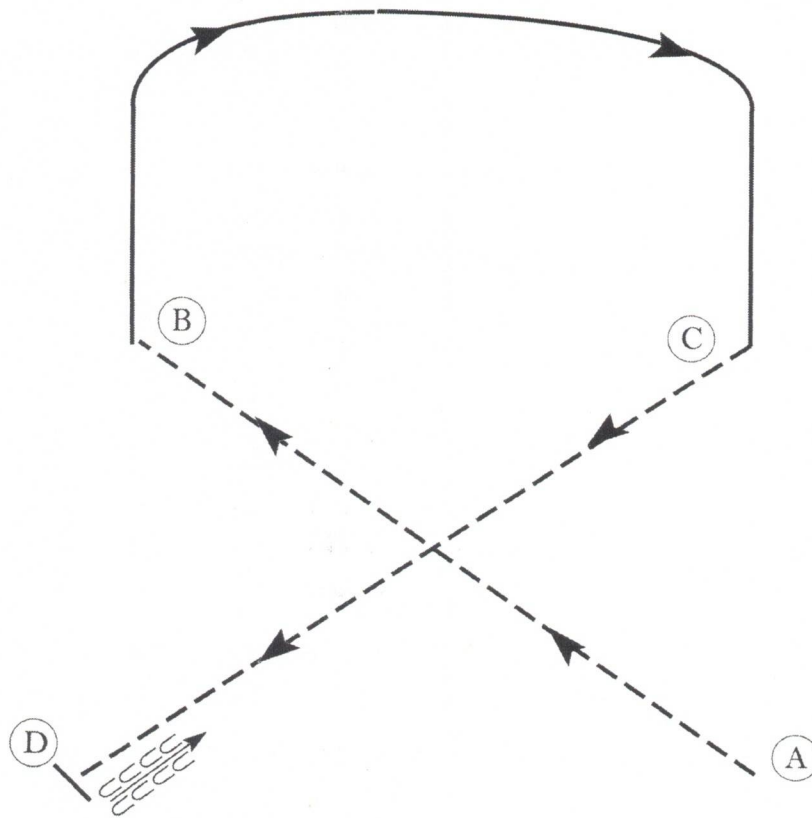
[RT/3]

Pattern Provided by:
PIERRE OUELLET

IQHA SPRING SHOW 2026

Class NO. 227 WRI L1 GREEN OPEN HUNT SEAT

Show Date: 04-18-2026



Be ready at A.

1. Posting trot on the left diagonal to B.
2. Canter right lead to C.
3. Posting trot on the right diagonal 1/2 way to D.
4. Sitting trot to D.
5. Halt at D and back approximately one horse length.

Exit at a sitting trot.

Walk	-----
Trot	- - - - -
Extended Trot	— — — — —
Canter	—————
Leg Yield	
Lead Change	↘
Back	←←←←←
Marker	(B)
Sidepass	←←←←←
Hand Gallop	— — — — —

[HSE/1-23]

Pattern Provided by:
PIERRE OUELLET

AQHA Rule book Reining Pattern

CLASS		PATTERN
38	AQHA L1 Open Reining	5
39	WRI L1 Open Reining all breed	5
40	AQHA L1 Amateur Reining	5
41	WRI Novice Amateur Reining all breed	5
42	AQHA L1 Youth Reining 13 & under	5
43	AQHA L1 Youth Reining 14 -18	5
44	WRI Novice Youth Reining 13 & under all breed	5
45	WRI Novice Youth Reining 14-18 all breed	5
46	AQHA Open Reining	3
47	AQHA Amateur Reining	3
48	AQHA Youth Reining 13 & under	5
49	AQHA Youth Reining 14-18	6
50	WRI Open Reining all breed	9
51	WRI Amateur Reining all breed	8
52	WRI Youth Reining 13 & under all breed	5
53	WRI Youth Reining 14-18 all breed	6

AQHA Rule book Ranch Riding Pattern

CLASS		Pattern
241	AQHA L1 Open Ranch Riding	3
242	WRI L1 Green Open Ranch Riding	3
243	AQHA L1 Amateur Ranch Riding	3
244	WRI Novice Amateur Ranch Riding all breed	3
245	WRI Youth Walk Trot Ranch Riding all breed (see text below)	6
246	WRI Novice Amateur Walk Trot Ranch Riding (see text below)	6
247	WRI Small Fry Ranch Riding 9 & under (see text below)	6
248	AQHA L1 Youth Ranch Riding 13 & under	3
249	AQHA L1 Youth Ranch Riding 14-18	3
250	WRI Novice Youth Ranch Riding 13 & under all breed	3
251	WRI Novice Youth Ranch Riding 14-18 all breed	3
252	AQHA Open Ranch Riding	8
253	AQHA Amateur Ranch Riding	8
254	AQHA Youth Ranch Riding 13 & under	8
255	AQHA Youth Ranch Riding 14-18	8
256	WRI Open Ranch Riding all breed	8
257	WRI Amateur Ranch Riding all breed	8
258	WRI Youth Ranch Riding 13 & under all breed	6
259	WRI Youth Ranch Riding 14-18 all breed	3

ATTENTION for classes 245, 246, 247 Pattern no: 6 the exhibitor will replace the lope by the trot and the extended lope by extended trot;